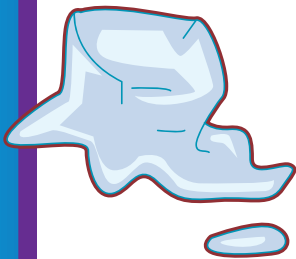
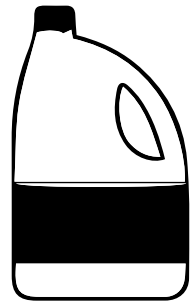


TERRIFIC TIE DYE

Creative ways to tie dye fabric!

REVERSE TIE DYE

Don't throw away that old t-shirt just yet. All you need is bleach, water, rubber bands, & a spray bottle to make this easy DIY t-shirt with bleach.




TIE DYE WITH ICE

Move aside liquid dye, the ice technique is here! Try this cool technique any time of the year that always produces unique results!

KOOL AID TIE DYE

A super easy tie dye using kool-aid and vinegar!




MARKER TIE DYE

This low-mess creative science experiment uses permanent markers and rubbing alcohol to make colorful designs that mimic tie-dye.

NATURAL TIE DYE

Color fabric naturally with things like beets, onions and tea!



SALT TIE DYE

Use salt to create subtle, textured designs in tie-dye